

AA
AB
AC
AD
AE
AF
AG
AH
BA
BB
BC
BD
BE
BF
BG
BH
CA
CB
CC
CD
CE
CF
CG
CH
DA
DB
DC

ME INTERFACE (NOTE 3)

PUT THE FOLLOWING PROCESSING PATTERNS INTO THIS INTERFACE.
 1) 1 SILICON + 1 REDSTONE + 1 PURE CERTUS QUARTZ CRYSTAL = 1 CALCULATION PROCESSOR
 2) 1 SILICON + 1 REDSTONE + 1 GOLD INGOT = 1 LOGIC PROCESSOR
 3) 1 SILICON + 1 REDSTONE + 1 DIAMOND = 1 ENGINEERING PROCESSOR

CHEST

ACCEPTS CRAFTING INGREDIENTS FROM THE ME INTERFACE.
 HOLDS INTERMEDIATE ITEMS DURING CRAFTING PROCESS.

INSCRIBER NO.1 (PRINTED SILICON)

EQUIP WITH A "INSCRIBER SILICON PRESS".
 CONVERTS "SILICON" INTO "PRINTED SILICON".

INSCRIBER NO.2 (QUARTZ CIRCUIT)

EQUIP WITH A "INSCRIBER CALCULATION PRESS".
 CONVERTS "PURE CERTUS QUARTZ CRYSTAL" INTO "PRINTED CALCULATION CIRCUIT".

INSCRIBER NO.3 (GOLD CIRCUIT)

EQUIP WITH A "INSCRIBER LOGIC PRESS".
 CONVERTS GOLD INGOT INTO "PRINTED LOGIC CIRCUIT".

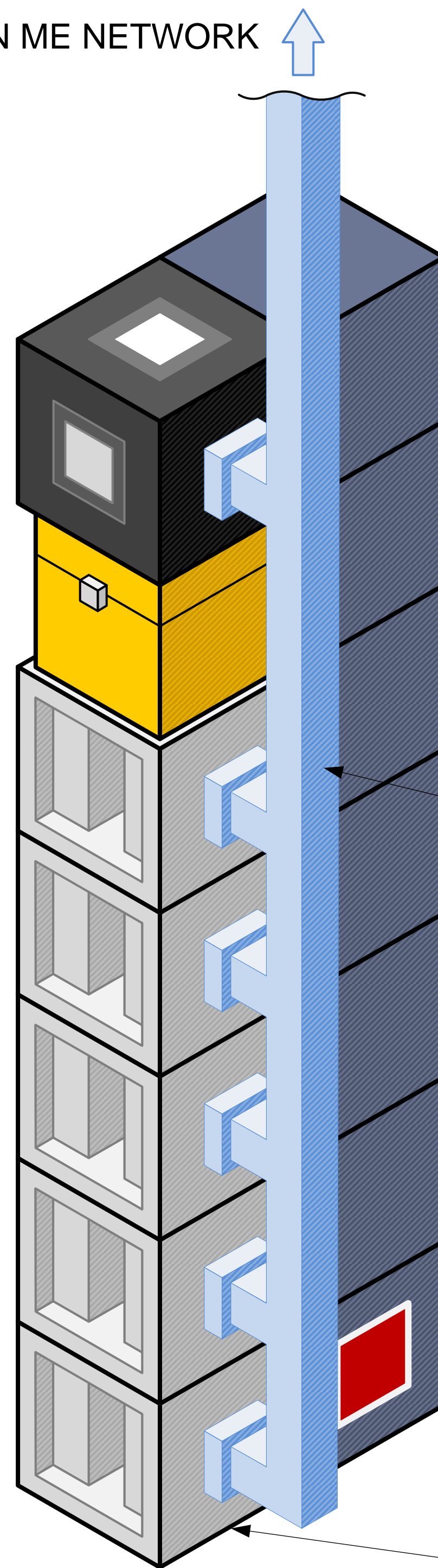
INSCRIBER NO.4 (DIAMOND CIRCUIT)

EQUIP WITH A "INSCRIBER ENGINEERING PRESS".
 CONVERTS A DIAMOND INTO "PRINTED ENGINEERING CIRCUIT".

INSCRIBER NO.5 (FINAL ASSEMBLY)


ASSEMBLES A PRINTED CIRCUIT, A REDSTONE DUST, AND A PRINTED SILICON, INTO A FINISHED PROCESSOR. SAME INSCRIBER USED TO ASSEMBLE ALL THREE KINDS OF PROCESSOR.

TO MAIN ME NETWORK ↑



LWS INDUSTRIES – CHECK PRINT			
	NAME	SIGNED	DATE
ENGINEER	L.A.YIP	<i>Lallyyace</i>	2015-05-24
SENIOR ENG.			
DRAFTED	L.A.YIP	<i>klawicidlyq</i>	2015-05-24
BACK CHECK			

MATERIALS LIST		
ITEM	DESCRIPTION	NO. OFF
1	ME INTERFACE	1
2	CHEST	1
3	ME CABLE	7
4	INVENTORY CABLE	6
5	MACHINE INVENTORY MANAGER	1
6	INSCRIBER	4
7	INSCRIBER SILICON PRESS	1
8	INSCRIBER CALCULATION PRESS	1
9	INSCRIBER LOGIC PRESS	1
10	INSCRIBER ENGINEERING PRESS	1



ME CABLE
 PROVIDES POWER TO INSCRIBERS.

INVENTORY CABLE
 CONNECTS INSCRIBERS, CHEST, AND ME INTERFACE TO THE MACHINE INVENTORY MANAGER

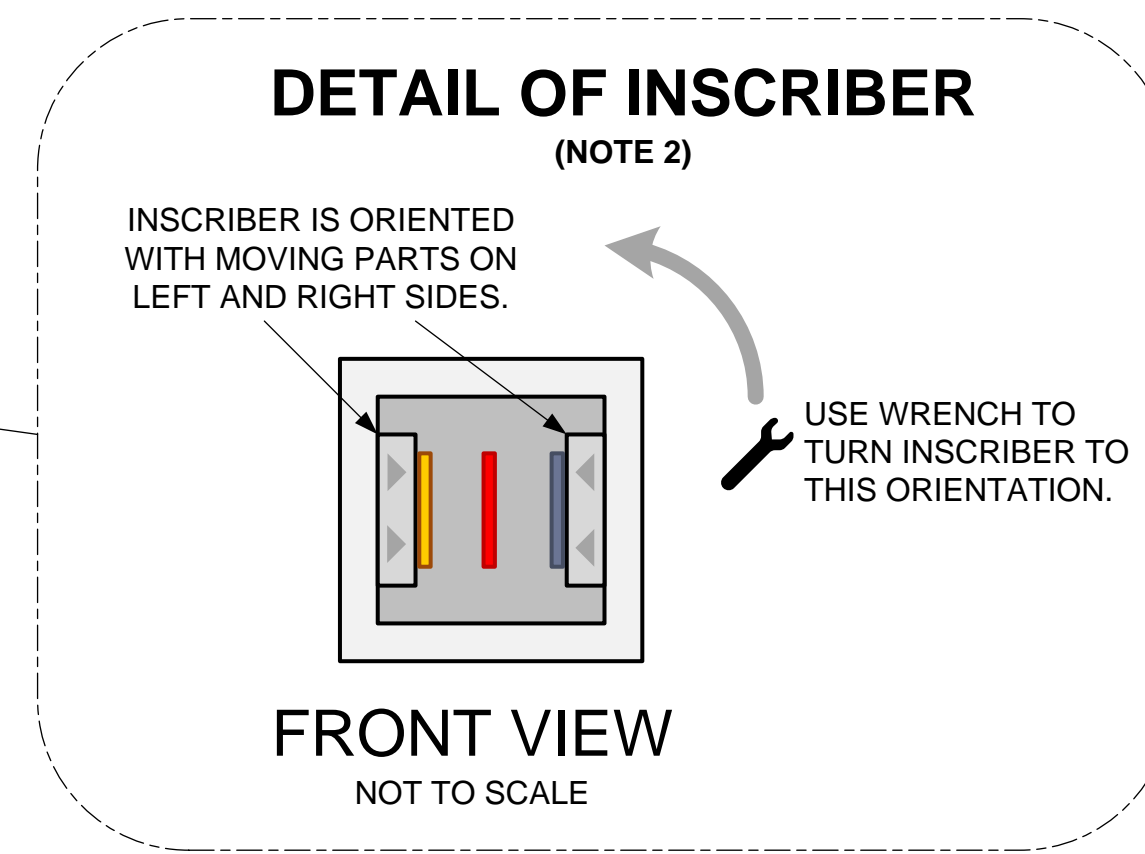
MACHINE INVENTORY MANAGER
 SEE SHEET 2 FOR DETAILS OF PROGRAM FLOW CHART

NOTES

1) NORTH ORIENTATION SHOWN AS TYPICAL. PROGRAMMING OF NORTH-EAST-SOUTH-WEST SIDES IN MACHINE INVENTORY MANAGER SHALL REFLECT ORIENTATION OF MACHINERY AS BUILT.

2) PROGRAMMING OF UP/DOWN/N-E-S-W SIDES IN MACHINE INVENTORY MANAGER SHALL REFLECT INSCRIBER ORIENTATION AS BUILT.

3) USE OF "BLOCK" FORM OF ME INTERFACE WILL BLOCK CHEST OPENING ACTION. USING THE "PART" FORM OF THE ME INTERFACE ALLOWS OPENING OF CHEST, BUT REQUIRES SPECIAL CONSIDERATION DURING PROGRAMMING. SEE NOTES ON SHEET 2.



GENERAL ARRANGEMENT ISOMETRIC VIEW

NOT TO SCALE

IF IN DOUBT, ASK. DO IT RIGHT, DO IT SAFE, FROM THE START.

**PRELIMINARY AND UNCHECKED
 NOT FOR CONSTRUCTION**

						<p>NOT TO SCALE</p> <p>SCALE – ALL DIMENSIONS IN MM U.N.O.</p> <p>0 20 40 60 80 100</p> <p>ORIGINAL DRAWING SIZE A1 – 100 MILLIMETRE PAPER SCALE</p>		<p>1 OF 2 SHEET</p>		<p>LWS INDUSTRIES 42 WALLABY WAY PERTH WA 6000 AUSTRALIA +618 5550 1234 minecraft@penwatch.net http://www.penwatch.net</p>		<p>MINECRAFT 1.7.10 TECH MODS APPLIED ENERGISTICS 2 + STEVE'S FACTORY MANAGER INSCRIBER PRODUCTION AUTOMATION</p>			
REV.	ISSUE	DRAWN	CHECKED	APPROVED	DATE	FILE NAME	DES-0002R0A_Applied Energistics 2 Inscrubber Automation.vsd	LWS MC		DES-0002		A			
A	ISSUED FOR COMMENT	L.A.YIP	-	-	2015-05-24	MODIFIED	2015-05-24 04:38	PRINTED	2015-05-19 19:54	DRAWING NUMBER		REVISION			

LWS INDUSTRIES – CHECK PRINT			
NAME	SIGNED	DATE	
ENGINEER	L.A.YIP	<i>Lallyyee</i>	2015-05-24
SENIOR ENG.			
DRAFTED	L.A.YIP	<i>klweikdlqw</i>	2015-05-24
BACK CHECK			

MACHINE INVENTORY MANAGER – PROGRAMMING FLOW CHART

NOTES

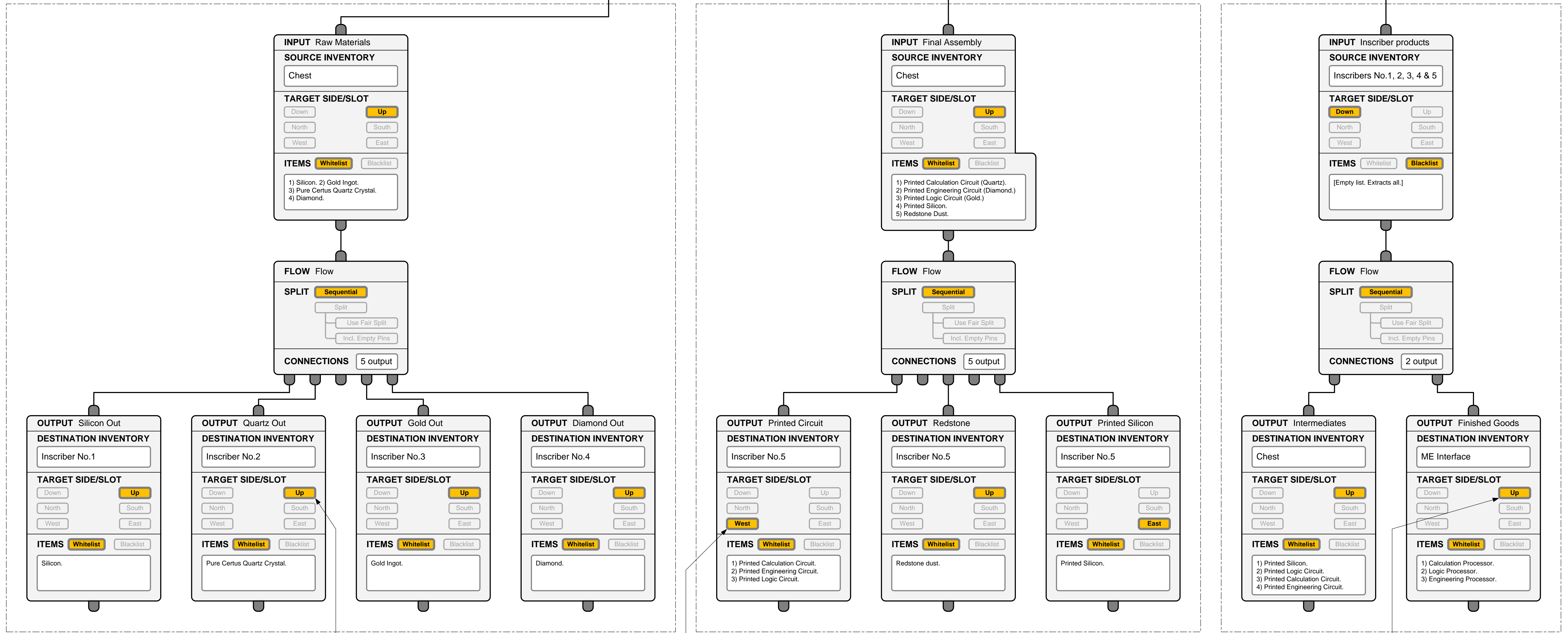
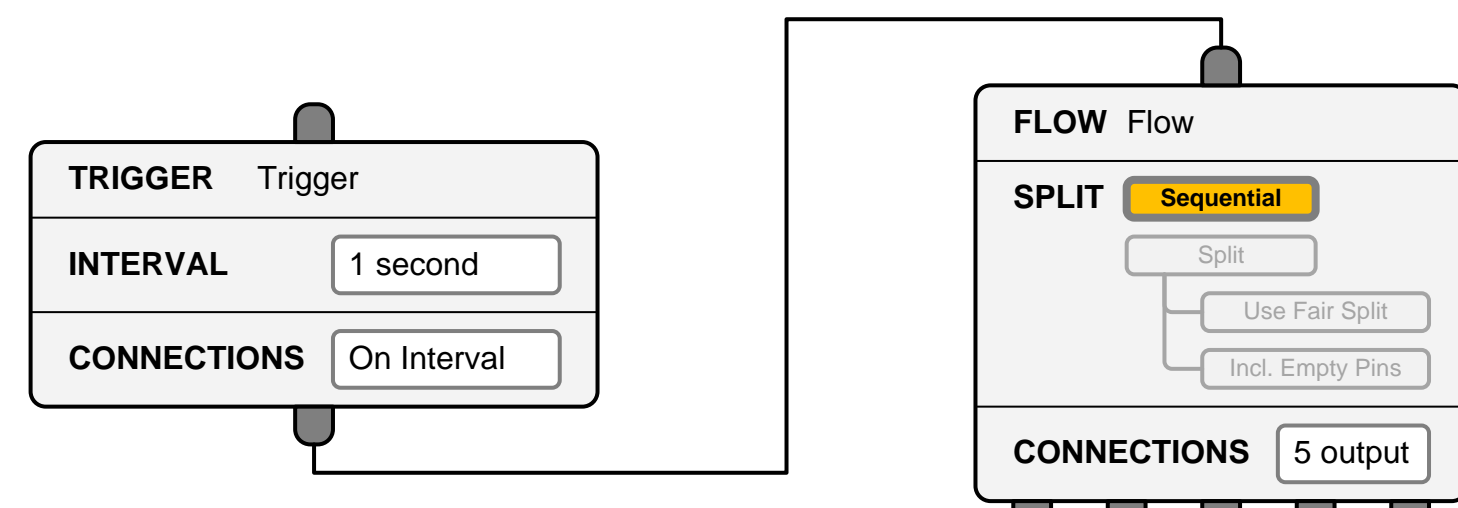
1) REFER TO SHEET 1 FOR IDENTIFICATION OF "CHEST", "ME INTERFACE", "INSCRIBER NO.1", ETC.

2) ALL TARGET SIDES TO REFLECT INSCRIBER ORIENTATION AS-BUILT.

NOTES CONT'D

3) IF "BLOCK" FORM OF ME INTERFACE IS USED, ANY SIDE MAY BE USED.
IF "PART" FORM OF ME INTERFACE IS USED, THE CORRECT SIDE SHALL BE USED. IF IN DOUBT, ENABLE ALL SIDES.

4) TAKE CARE TO CHECK "WHITELIST" / "BLACKLIST" SETTING DURING COMMISSIONING.



NOTE 2

NOTE 2

NOTE 3

IF IN DOUBT, ASK. DO IT RIGHT, DO IT SAFE, FROM THE START.

**PRELIMINARY AND UNCHECKED
NOT FOR CONSTRUCTION**

						NOT TO SCALE		2 OF 2 SHEET		LWS INDUSTRIES 42 WALLABY WAY PERTH WA 6000 AUSTRALIA +618 5550 1234 minecraft@penwatch.net http://www.penwatch.net		MINECRAFT 1.7.10 TECH MODS APPLIED ENERGISTICS 2 + STEVE'S FACTORY MANAGER INSCRIBER PRODUCTION AUTOMATION							
						SCALE – ALL DIMENSIONS IN MM U.N.O.		0 20 40 60 80 100		ORIGINAL DRAWING SIZE A1 – 100 MILLIMETRE PAPER SCALE		DRAWING TITLE							
						MODIFIED 2015-05-24 04:38		PRINTED 2015-05-19 19:54		FILE NAME		DES-0002R0A_Applied Energistics 2 Inscrubber Automation.vsd		PROJECT NUMBER		DRAWING NUMBER		REVISION	
ISSUED FOR COMMENT						L.A.YIP		-		-		2015-05-24		LWS MC		DES-0002		A	
ISSUE						DRAWN		CHECKED		APPROVED		DATE							