

AA
AB
AC
AD
AE
AF
AG
AH
BA
BB
BC
BD
BE
BF
BG
BH
CA
CB
CC
CD
CE
CF
CG
CH
DA
DB
DC

CHEST

ACCEPTS CRAFTING INGREDIENTS FROM THE ME INTERFACE.
HOLDS INTERMEDIATE ITEMS DURING CRAFTING PROCESS.

ME INTERFACE

PUT THE FOLLOWING PROCESSING PATTERNS INTO THIS INTERFACE.
1) 1 SILICON + 1 REDSTONE + 1 PURE CERTUS QUARTZ CRYSTAL = 1 CALCULATION PROCESSOR
2) 1 SILICON + 1 REDSTONE + 1 GOLD INGOT = 1 LOGIC PROCESSOR
3) 1 SILICON + 1 REDSTONE + 1 DIAMOND = 1 ENGINEERING PROCESSOR

INSCRIBER NO.1 (PRINTED SILICON)

EQUIP WITH A "INSCRIBER SILICON PRESS".
CONVERTS "SILICON" INTO "PRINTED SILICON".

INSCRIBER NO.2 (QUARTZ CIRCUIT)

EQUIP WITH A "INSCRIBER CALCULATION PRESS".
CONVERTS "PURE CERTUS QUARTZ CRYSTAL" INTO "PRINTED CALCULATION CIRCUIT".

INSCRIBER NO.3 (GOLD CIRCUIT)

EQUIP WITH A "INSCRIBER LOGIC PRESS".
CONVERTS GOLD INGOT INTO "PRINTED LOGIC CIRCUIT".

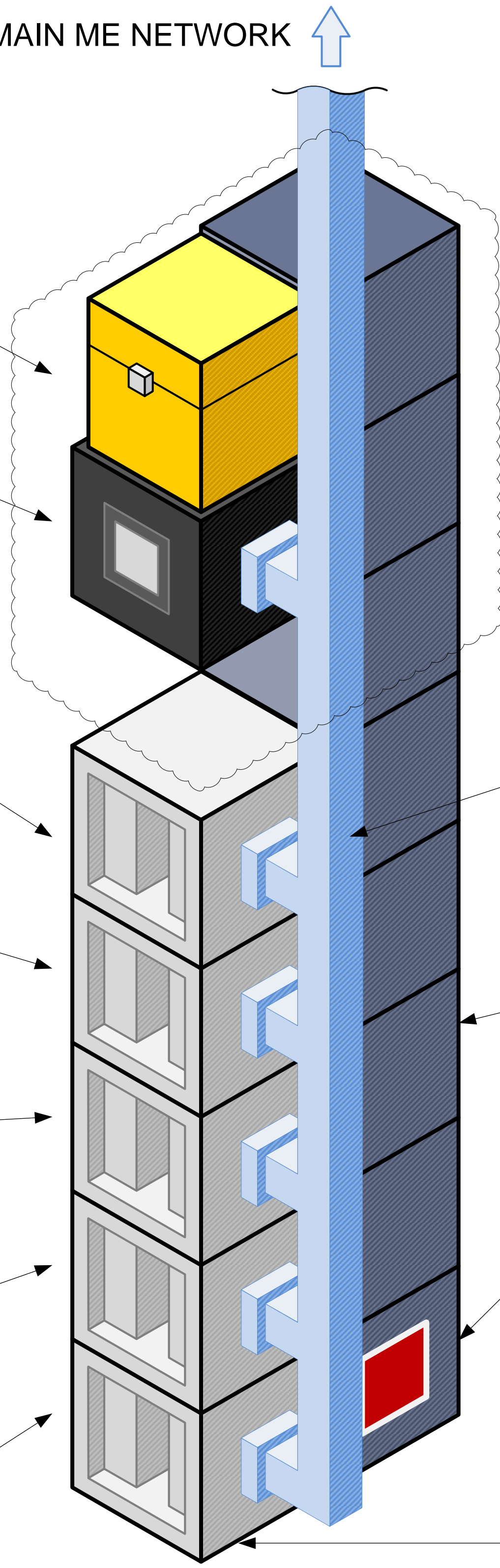
INSCRIBER NO.4 (DIAMOND CIRCUIT)

EQUIP WITH A "INSCRIBER ENGINEERING PRESS".
CONVERTS A DIAMOND INTO "PRINTED ENGINEERING CIRCUIT".

INSCRIBER NO.5 (FINAL ASSEMBLY)

ASSEMBLES A PRINTED CIRCUIT, A REDSTONE DUST, AND A PRINTED SILICON, INTO A FINISHED PROCESSOR. SAME INSCRIBER USED TO ASSEMBLE ALL THREE KINDS OF PROCESSOR.

TO MAIN ME NETWORK ↑



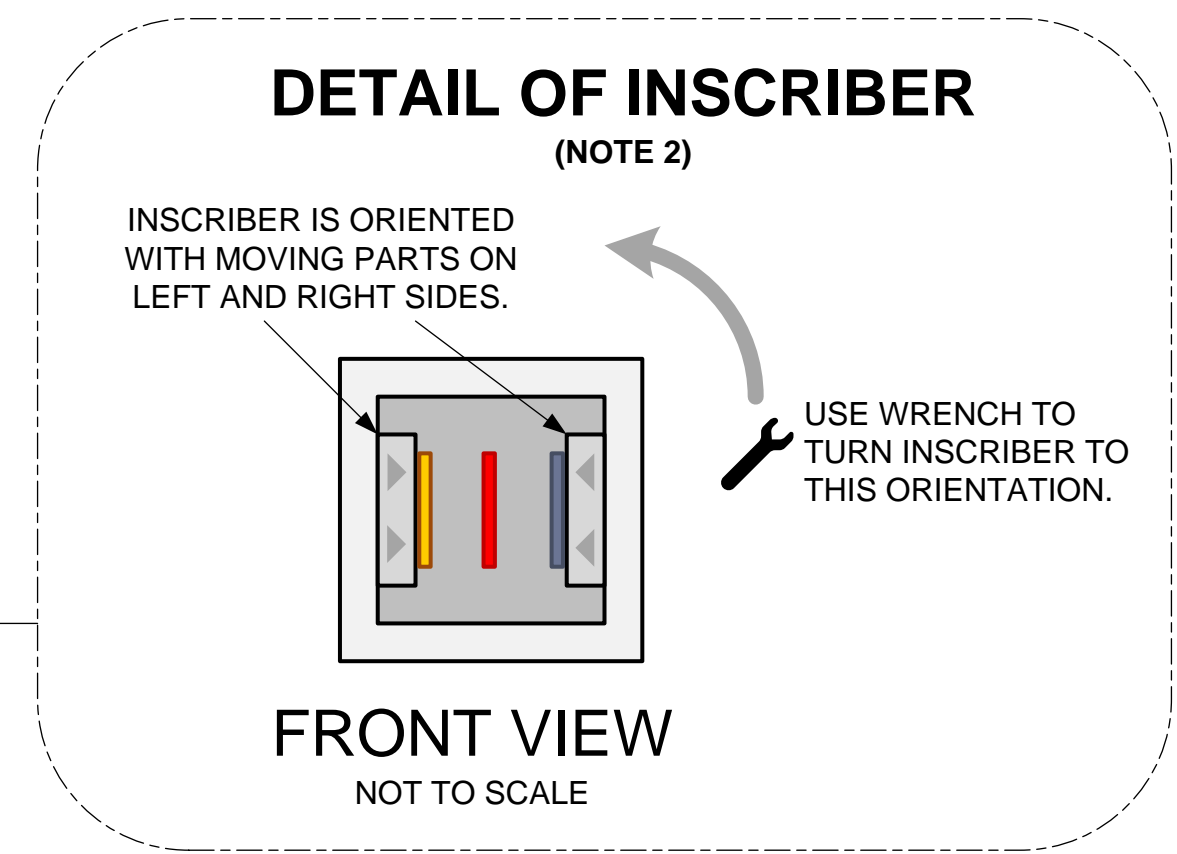
LWS INDUSTRIES – CHECK PRINT			
	NAME	SIGNED	DATE
ENGINEER	L.A.YIP	<i>Lallyyace</i>	2015-05-24
SENIOR ENG.	HILBURN	<i>hilburn</i>	2015-05-25
DRAFTED	L.A.YIP	<i>Lallyyace</i>	2015-05-24
BACK CHECK	HILBURN	<i>hilburn</i>	2015-05-25



ME CABLE
PROVIDES POWER TO INSCRIBERS.

INVENTORY CABLE
CONNECTS INSCRIBERS, CHEST, AND ME INTERFACE TO THE MACHINE INVENTORY MANAGER

MACHINE INVENTORY MANAGER
SEE SHEET 2 FOR DETAILS OF PROGRAM FLOW CHART



MATERIALS LIST		
ITEM	DESCRIPTION	NO. OFF
1	ME INTERFACE	1
2	CHEST	1
3	ME CABLE	8
4	INVENTORY CABLE	7
5	MACHINE INVENTORY MANAGER	1
6	INSCRIBER	5
7	INSCRIBER SILICON PRESS	1
8	INSCRIBER CALCULATION PRESS	1
9	INSCRIBER LOGIC PRESS	1
10	INSCRIBER ENGINEERING PRESS	1

NOTES

1) NORTH ORIENTATION SHOWN AS TYPICAL. PROGRAMMING OF NORTH-EAST-SOUTH-WEST SIDES IN MACHINE INVENTORY MANAGER SHALL REFLECT ORIENTATION OF MACHINERY AS BUILT.

2) PROGRAMMING OF UP/DOWN/N-E-S-W SIDES IN MACHINE INVENTORY MANAGER SHALL REFLECT INSCRIBER ORIENTATION AS BUILT.

GENERAL ARRANGEMENT ISOMETRIC VIEW

NOT TO SCALE

APPROVED FOR CONSTRUCTION

IF IN DOUBT, ASK. DO IT RIGHT, DO IT SAFE, FROM THE START.

						NOT TO SCALE		1 OF 2 SHEET		LWS INDUSTRIES 42 WALLABY WAY PERTH WA 6000 AUSTRALIA +618 5550 1234 minecraft@penwatch.net http://www.penwatch.net		MINECRAFT 1.7.10 TECH MODS APPLIED ENERGISTICS 2 + STEVE'S FACTORY MANAGER INSCRIBER PRODUCTION AUTOMATION					
						SCALE - ALL DIMENSIONS IN MM U.N.O.		0 20 40 60 80 100		ORIGINAL DRAWING SIZE A1 - 100 MILLIMETRE PAPER SCALE		DRAWING TITLE					
						MODIFIED 2015-05-24 06:43		PRINTED 2015-05-19 19:54		FILE NAME DES-0002R0B_Applied Energistics 2 Inscriber Automation.vsd		PROJECT NUMBER		DRAWING NUMBER			
						REV. B		ISSUE SENIOR ENG REVIEW. APPROVED FOR CONSTRUCTION.		DRAWN L.A.YIP		CHECKED HILBURN		APPROVED L.A.YIP		DATE 2015-05-25	
						REV. A		ISSUE ISSUED FOR COMMENT		DRAWN L.A.YIP		CHECKED -		APPROVED -		DATE 2015-05-24	
						REV.		ISSUE		DRAWN		CHECKED		APPROVED		DATE	

LWS INDUSTRIES – CHECK PRINT			
	NAME	SIGNED	DATE
ENGINEER	L.A.YIP	<i>lallyeace</i>	2015-05-24
SENIOR ENG.	HILBURN	<i>hilburn</i>	2015-05-25
DRAFTED	L.A.YIP	<i>lallyeace</i>	2015-05-24
BACK CHECK	HILBURN	<i>hilburn</i>	2015-05-25

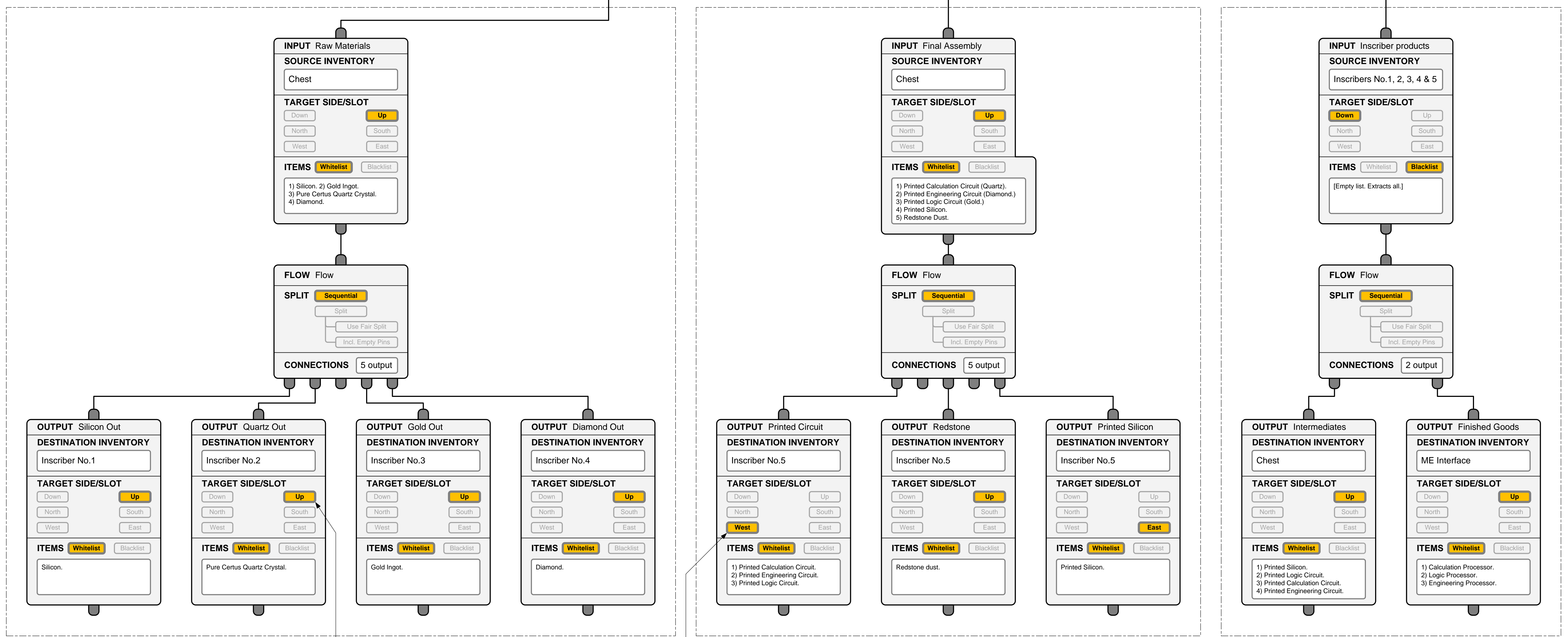
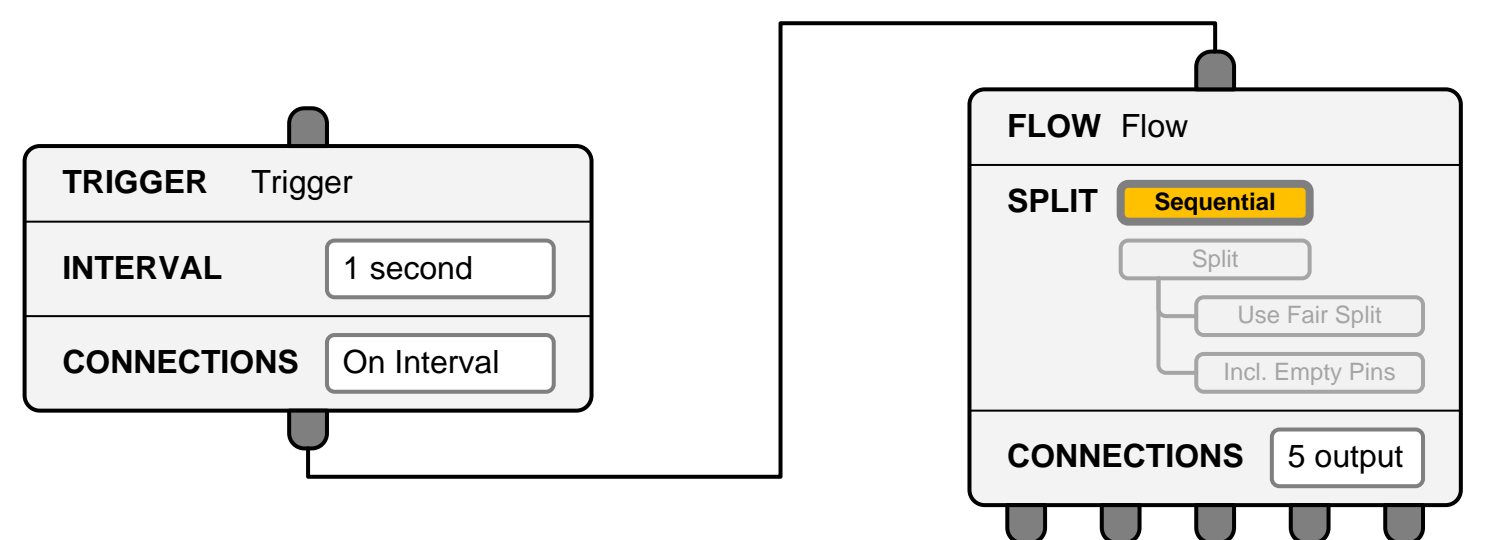
MACHINE INVENTORY MANAGER – PROGRAMMING FLOW CHART

NOTES

- 1) REFER TO SHEET 1 FOR IDENTIFICATION OF "CHEST", "ME INTERFACE", "INSCRIBER NO.1", ETC.
- 2) ALL TARGET SIDES TO REFLECT INSCRIBER ORIENTATION AS-BUILT.

NOTES CONT'D

- 3) TAKE CARE TO CHECK "WHITELIST" / "BLACKLIST" SETTING DURING COMMISSIONING.



NOTE 2

NOTE 2

IF IN DOUBT, ASK. DO IT RIGHT, DO IT SAFE, FROM THE START.

APPROVED FOR CONSTRUCTION

						NOT TO SCALE		2 OF 2 SHEET		LWS INDUSTRIES 42 WALLABY WAY PERTH WA 6000 AUSTRALIA +618 5550 1234 minecraft@penwatch.net http://www.penwatch.net		MINECRAFT 1.7.10 TECH MODS APPLIED ENERGISTICS 2 + STEVE'S FACTORY MANAGER INSCRIBER PRODUCTION AUTOMATION							
						SCALE – ALL DIMENSIONS IN MM U.N.O.		0 20 40 60 80 100		ORIGINAL DRAWING SIZE A1 – 100 MILLIMETRE PAPER SCALE		DRAWING TITLE							
B SENIOR ENG REVIEW. APPROVED FOR CONSTRUCTION.						L.A.YIP	HILBURN	L.A.YIP	2015-05-25	MODIFIED 2015-05-24 06:43		PRINTED 2015-05-19 19:54		LWS MC		DES-0002		B	
A ISSUED FOR COMMENT						L.A.YIP	-	-	2015-05-24	FILE NAME		DES-0002R0B_Applied Energistics 2 Inscrubber Automation.vsd		PROJECT NUMBER		DRAWING NUMBER		REVISION	
REV. ISSUE						DRAWN	CHECKED	APPROVED	DATE										